

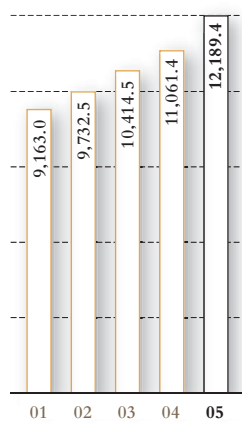
# This is Empire



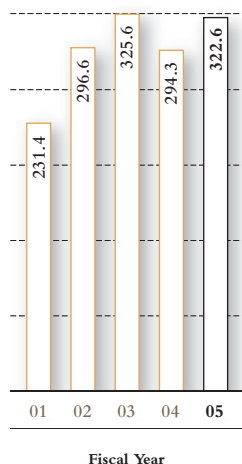
## Food

Sobeys Inc. (“Sobeys”), a 68.4%-owned subsidiary of Empire, is a leading national grocery retailer and food distributor with annual revenue of \$12 billion. Headquartered in Stellarton, Nova Scotia, Sobeys owns or franchises more than 1,300 stores in all 10 Canadian provinces under retail banners that include Sobeys, IGA extra, IGA and Price Chopper. During fiscal 2005, Empire increased its ownership in Sobeys to 68.4% from 65.0% a year earlier.

**Food Revenue<sup>(1)</sup>**  
(\$ in millions)



**Food Operating Income**  
(\$ in millions)

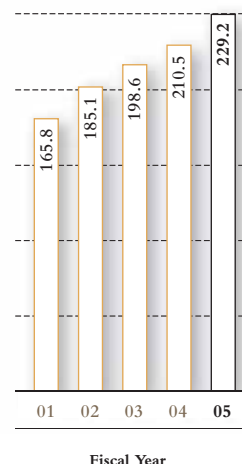


(1) Includes gain of \$14.6 million on sale of redundant real estate in fiscal 2004.

## Real Estate

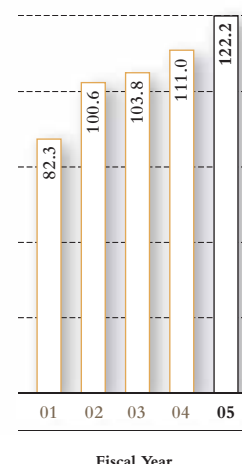
Empire owns one of the largest portfolio of prime retail properties in Eastern Canada through wholly-owned Crombie Properties Limited (“Crombie”) and Sobeys Leased Properties Limited (“SLP”). Crombie owns and operates a diversified portfolio which includes shopping centres and office properties. The real estate division, through Crombie, also owns 35.7% of Genstar Development Partnership (“Genstar”), a residential land development business with operations primarily in Western Canada.

**Real Estate Revenue<sup>(1)</sup>**  
(\$ in millions)



(1) Revenue is before inter-segment elimination.

**Real Estate Operating Income**  
(\$ in millions)



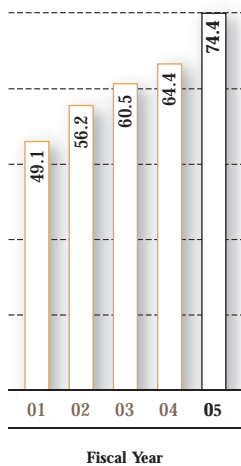


## Other Operations

Empire's other operations consist primarily of wholly-owned Empire Theatres Limited ("Empire Theatres"), the leading movie exhibitor in Atlantic Canada with 176 screens in 27 locations at fiscal year-end. Empire Theatres is committed to providing its customers with an enjoyable movie-going experience by offering modern stadium-style seating, curved screens, digital sound, a broad concession variety, and exceptional customer service.

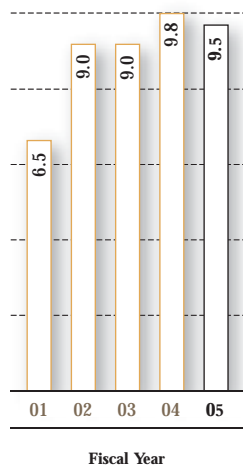
### Other Operations Revenue

(\$ in millions)



### Other Operations Operating Income

(\$ in millions)

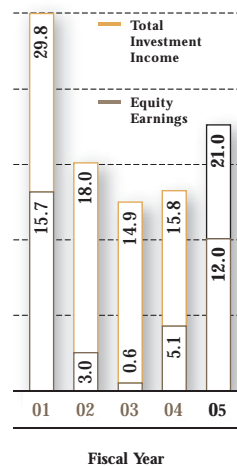


## Investments

Empire manages an investment portfolio that carried a market value of \$465.5 million as at fiscal 2005 year-end. Empire is committed to maintaining a high quality, liquid investment portfolio that offers a combination of yield and attractive growth characteristics, providing Empire with a pool of capital to support the growth and development of the operating businesses and to enhance shareholder net asset value.

### Investment Income<sup>(1)</sup>

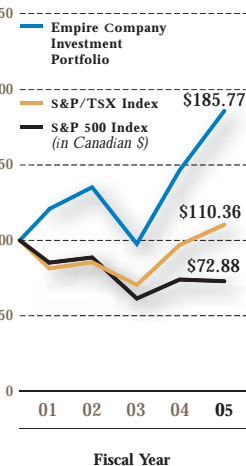
(\$ in millions)



(1) The decline in equity earnings in fiscal 2002 is related to the sale of Empire's investment in Hannaford Bros. Co. on July 28, 2000.

### Investment Portfolio Total Return\* vs. Benchmarks

(in Canadian \$)



\*\$100 invested on 04/30/2000 in Empire Company investment portfolio or the index, including reinvestment of dividends.